
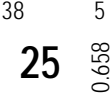
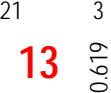
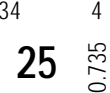
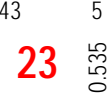
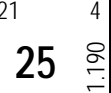
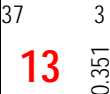


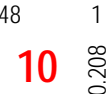
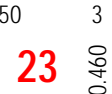
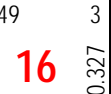
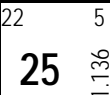
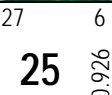


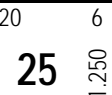
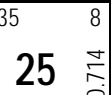
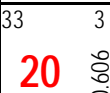
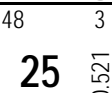
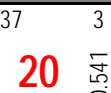

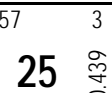
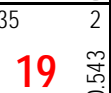
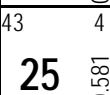
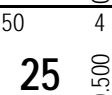
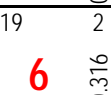
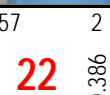

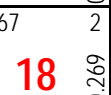
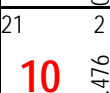
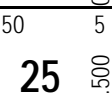

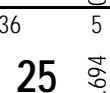




DUBUQUE OPEN FINALS

The Masonic Temple, Dubuque, Iowa

June 13th, 2010



	Cruz	Coan	Lamers	Jacobson	Paley	Cho	WIN/LOSS	TOTAL POINTS	TOTAL INNINGS	GRAND AVERAGE	HIGH RUN	BEST GAME	FINAL RANKING
Lupe Cruz	 38 5 21 3 34 4 43 5 21 4 25 0.658 13 0.619 25 0.735 23 0.535 25 1.190 3 / 2	 26 2 48 1 50 3 49 3 13 0.351 10 0.385 10 0.208 23 0.460 16 0.327 0 / 5	 38 6 20 6 35 8 25 1.136 25 0.926 25 0.658 25 1.250 25 0.714 5 / 0	 57 3 35 2 20 0.606 25 0.521 20 0.541 25 0.439 19 0.543 2 / 3	 67 2 25 0.581 25 0.500 6 0.316 22 0.386 25 0.269 2 / 3	 21 2 50 5 35 2 36 5 67 3 10 0.476 25 0.500 12 0.343 25 0.694 25 0.373 3 / 2	3 / 2	111	157	0.707	5	1.190	2
Dave Coan	 37 3 13 0.351	 26 2 48 1 50 3 49 3 10 0.385 10 0.208 23 0.460 16 0.327 5 / 0	 38 6 20 6 35 8 25 1.136 25 0.926 25 0.658 25 1.250 25 0.714 0 / 5	 57 3 35 2 20 0.606 25 0.521 20 0.541 25 0.439 19 0.543 2 / 3	 67 2 25 0.581 25 0.500 6 0.316 22 0.386 25 0.269 2 / 3	 21 2 50 5 35 2 36 5 67 3 10 0.476 25 0.500 12 0.343 25 0.694 25 0.373 3 / 2	0 / 5	72	210	0.343	3	0.460	6
Fred Lamers	 38 5 21 3 34 4 43 5 21 4 25 0.658 13 0.619 25 0.735 23 0.535 25 1.190 3 / 2	 26 2 48 1 50 3 49 3 10 0.385 10 0.208 23 0.460 16 0.327 5 / 0	 38 6 20 6 35 8 25 1.136 25 0.926 25 0.658 25 1.250 25 0.714 5 / 0	 57 3 35 2 20 0.606 25 0.521 20 0.541 25 0.439 19 0.543 2 / 3	 67 2 25 0.581 25 0.500 6 0.316 22 0.386 25 0.269 2 / 3	 21 2 50 5 35 2 36 5 67 3 10 0.476 25 0.500 12 0.343 25 0.694 25 0.373 3 / 2	5 / 0	125	142	0.880	8	1.250	1
John Jacobson	 38 5 21 3 34 4 43 5 21 4 20 0.606 25 0.735 23 0.535 25 1.190 3 / 2	 26 2 48 1 50 3 49 3 10 0.385 10 0.208 23 0.460 16 0.327 5 / 0	 38 6 20 6 35 8 25 1.136 25 0.926 25 0.658 25 1.250 25 0.714 0 / 5	 38 6 20 6 35 8 25 1.136 25 0.926 25 0.658 25 1.250 25 0.714 5 / 0	 57 3 35 2 20 0.606 25 0.521 20 0.541 25 0.439 19 0.543 2 / 3	 21 2 50 5 35 2 36 5 67 3 10 0.476 25 0.500 12 0.343 25 0.694 25 0.373 3 / 2	2 / 3	109	210	0.519	3	0.606	4
Tom Paley	 38 5 21 3 34 4 43 5 21 4 25 0.658 13 0.619 25 0.735 23 0.535 25 1.190 3 / 2	 26 2 48 1 50 3 49 3 10 0.385 10 0.208 23 0.460 16 0.327 5 / 0	 38 6 20 6 35 8 25 1.136 25 0.926 25 0.658 25 1.250 25 0.714 0 / 5	 57 3 35 2 20 0.606 25 0.521 20 0.541 25 0.439 19 0.543 2 / 3	 38 6 20 6 35 8 25 1.136 25 0.926 25 0.658 25 1.250 25 0.714 5 / 0	 21 2 50 5 35 2 36 5 67 3 10 0.476 25 0.500 12 0.343 25 0.694 25 0.373 3 / 2	2 / 3	96	236	0.407	4	0.581	5
Nam Cho	 38 5 21 3 34 4 43 5 21 4 10 0.476 25 0.735 23 0.535 25 1.190 3 / 2	 26 2 48 1 50 3 49 3 10 0.385 10 0.208 23 0.460 16 0.327 5 / 0	 38 6 20 6 35 8 25 1.136 25 0.926 25 0.658 25 1.250 25 0.714 0 / 5	 57 3 35 2 20 0.606 25 0.521 20 0.541 25 0.439 19 0.543 2 / 3	 67 2 25 0.581 25 0.500 6 0.316 22 0.386 25 0.269 2 / 3	 21 2 50 5 35 2 36 5 67 3 10 0.476 25 0.500 12 0.343 25 0.694 25 0.373 3 / 2	3 / 2	97	209	0.464	5	0.694	3
Points Against	93	125	61	107	121	103		TOURNAMENT AVERAGE:				0.524	